

Community College Survey of Student Engagement - Florida SouthWestern State College (2021 Administration)

2021 Benchmark Scores Report - Main Survey

Comparison Group: Extra-Large Colleges in the 2021 Cohort*

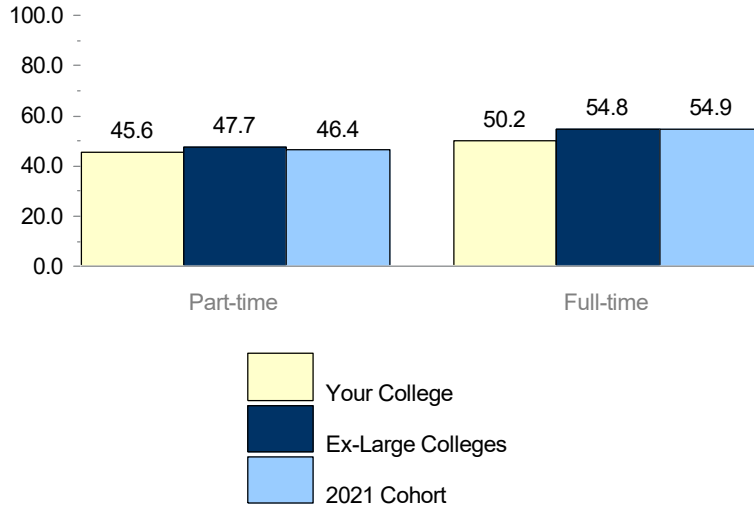
Breakout by Enrollment Status

[Unweighted]

| Benchmark | Breakout Group | Your College | Ex-Large Colleges | | 2021 Cohort | |
|-----------------------------------|----------------|--------------|-------------------|------------|-------------|------------|
| | | Score | Score | Difference | Score | Difference |
| Active and Collaborative Learning | Part-time | 45.6 | 47.7 | -2.1 | 46.4 | -0.9 |
| | Full-time | 50.2 | 54.8 | -4.6 | 54.9 | -4.7 |
| Student Effort | Part-time | 44.0 | 48.5 | -4.5 | 47.1 | -3.1 |
| | Full-time | 49.2 | 56.0 | -6.8 | 54.6 | -5.4 |
| Academic Challenge | Part-time | 42.8 | 47.8 | -5.0 | 47.1 | -4.3 |
| | Full-time | 50.4 | 55.2 | -4.8 | 54.6 | -4.3 |
| Student-Faculty Interaction | Part-time | 44.7 | 45.9 | -1.2 | 48.1 | -3.4 |
| | Full-time | 51.4 | 52.8 | -1.4 | 55.6 | -4.3 |
| Support for Learners | Part-time | 43.3 | 47.2 | -3.9 | 48.7 | -5.5 |
| | Full-time | 45.8 | 52.7 | -6.9 | 53.3 | -7.5 |

* The comparison group and cohort columns on this page INCLUDE your college.

Community College Survey of Student Engagement
Florida SouthWestern State College (2021 Administration)
2021 Benchmark Bar Chart - Main Survey
 Comparison Group: Extra-Large Colleges in the 2021 Cohort*
 Breakout by Enrollment Status
 [Unweighted]
 Active and Collaborative Learning (ACTCOLL)



* The comparison group and cohort bars on this page INCLUDE your college.

Community College Survey of Student Engagement - Florida SouthWestern State College (2021 Administration)

2021 Benchmark Means Report - Main Survey

Comparison Group: Extra-Large Colleges in the 2021 Cohort*

Breakout by Enrollment Status

[Unweighted]

Active and Collaborative Learning (ACTCOLL)

| | | | Your College | Ex-Large Colleges | | 2021 Cohort | |
|---|-----------|----------------|--------------|-------------------|---------------|-------------|---------------|
| Item | Variable | Breakout Group | Mean | Mean | Effect Size** | Mean | Effect Size** |
| Item 4: In your experiences at this college during the current academic year, about how often have you done each of the following? | | | | | | | |
| 1 = Never, 2 = Sometimes, 3 = Often, 4 = Very often | | | | | | | |
| 4a. Asked questions in class or contributed to class discussions [ACTCOLL] | CLQUEST | Part-time | 2.77 | 2.85 | | 2.89 | |
| | | Full-time | 2.78 | 2.94 | | 2.99 | -0.24** |
| 4b. Made a class presentation [ACTCOLL] | CLPRESEN | Part-time | 1.92 | 1.95 | | 1.93 | |
| | | Full-time | 2.10 | 2.27 | | 2.24 | |
| 4f. Worked with other students on projects during class [ACTCOLL] | CLASSGRP | Part-time | 2.27 | 2.18 | | 2.15 | |
| | | Full-time | 2.38 | 2.44 | | 2.44 | |
| 4g. Worked with classmates outside of class to prepare class assignments [ACTCOLL] | OCCGRP | Part-time | 1.79 | 1.74 | | 1.70 | |
| | | Full-time | 1.94 | 2.01 | | 2.00 | |
| 4h. Tutored or taught other students (paid or voluntary) [ACTCOLL] | TUTOR | Part-time | 1.20 | 1.28 | | 1.27 | |
| | | Full-time | 1.31 | 1.42 | | 1.42 | |
| 4i. Participated in a community-based project (service-learning activity) as part of a regular course [ACTCOLL] | PARTICCBP | Part-time | 1.21 | 1.27 | | 1.27 | |
| | | Full-time | 1.23 | 1.39 | -0.22** | 1.42 | -0.25** |
| 4q. Discussed ideas from your readings or classes with others outside of class (students, family members, co-workers, etc.) [ACTCOLL] | OOCIDEAS | Part-time | 2.38 | 2.43 | | 2.43 | |
| | | Full-time | 2.52 | 2.56 | | 2.56 | |

* The comparison group and cohort columns on this page EXCLUDE your college.

** T-test: 2-tailed

If a row contains less than 50 respondents (please see Frequency Distribution that follows), interpret the comparison results cautiously.

The 2021 3-year cohort includes data for 21 colleges that participated in 2020. This number is much lower than typical due to COVID-19.

Community College Survey of Student Engagement - Florida SouthWestern State College (2021 Administration)

2021 Benchmark Frequency Distributions - Main Survey

Comparison Group: Extra-Large Colleges in the 2021 Cohort*

Breakout by Enrollment Status: Part-time Students

[Unweighted]

Active and Collaborative Learning (ACTCOLL)

| Item | Variable | Responses | Your College | | Ex-Large Colleges | | 2021 Cohort | |
|---|-----------|--------------|--------------|--------------|-------------------|--------------|---------------|--------------|
| | | | Count | Percent | Count | Percent | Count | Percent |
| Item 4: In your experiences at this college during the current academic year, about how often have you done each of the following? | | | | | | | | |
| 4a. Asked questions in class or contributed to class discussions [ACTCOLL] | CLQUEST | Never | 12 | 4.5 | 906 | 5.6 | 3,585 | 5.2 |
| | | Sometimes | 100 | 37.6 | 5,365 | 33.4 | 21,882 | 31.9 |
| | | Often | 91 | 34.2 | 4,999 | 31.1 | 21,820 | 31.8 |
| | | Very often | 63 | 23.7 | 4,800 | 29.9 | 21,253 | 31.0 |
| | | Total | 266 | 100.0 | 16,070 | 100.0 | 68,540 | 100.0 |
| 4b. Made a class presentation [ACTCOLL] | CLPRESEN | Never | 95 | 36.0 | 6,357 | 39.7 | 27,357 | 40.0 |
| | | Sometimes | 111 | 42.0 | 5,530 | 34.5 | 23,921 | 35.0 |
| | | Often | 42 | 15.9 | 2,780 | 17.3 | 11,580 | 16.9 |
| | | Very often | 16 | 6.1 | 1,363 | 8.5 | 5,552 | 8.1 |
| | | Total | 264 | 100.0 | 16,030 | 100.0 | 68,410 | 100.0 |
| 4f. Worked with other students on projects during class [ACTCOLL] | CLASSGRP | Never | 59 | 22.3 | 4,780 | 29.9 | 21,428 | 31.5 |
| | | Sometimes | 101 | 38.3 | 5,480 | 34.3 | 23,181 | 34.0 |
| | | Often | 77 | 29.2 | 3,705 | 23.2 | 15,203 | 22.3 |
| | | Very often | 27 | 10.2 | 1,998 | 12.5 | 8,307 | 12.2 |
| | | Total | 264 | 100.0 | 15,963 | 100.0 | 68,119 | 100.0 |
| 4g. Worked with classmates outside of class to prepare class assignments [ACTCOLL] | OCCGRP | Never | 115 | 43.7 | 8,160 | 51.1 | 36,466 | 53.5 |
| | | Sometimes | 100 | 38.0 | 4,807 | 30.1 | 19,850 | 29.1 |
| | | Often | 37 | 14.1 | 2,007 | 12.6 | 7,867 | 11.5 |
| | | Very often | 11 | 4.2 | 1,005 | 6.3 | 4,008 | 5.9 |
| | | Total | 263 | 100.0 | 15,979 | 100.0 | 68,191 | 100.0 |
| 4h. Tutored or taught other students (paid or voluntary) [ACTCOLL] | TUTOR | Never | 225 | 85.9 | 12,877 | 80.6 | 55,475 | 81.3 |
| | | Sometimes | 25 | 9.5 | 2,165 | 13.5 | 8,807 | 12.9 |
| | | Often | 8 | 3.1 | 557 | 3.5 | 2,390 | 3.5 |
| | | Very often | 4 | 1.5 | 387 | 2.4 | 1,525 | 2.2 |
| | | Total | 262 | 100.0 | 15,986 | 100.0 | 68,197 | 100.0 |
| 4i. Participated in a community-based project (service-learning activity) as part of a regular course [ACTCOLL] | PARTICCBP | Never | 220 | 83.3 | 12,923 | 80.9 | 55,184 | 81.0 |
| | | Sometimes | 34 | 12.9 | 2,106 | 13.2 | 8,995 | 13.2 |
| | | Often | 8 | 3.0 | 614 | 3.8 | 2,626 | 3.9 |
| | | Very often | 2 | 0.8 | 333 | 2.1 | 1,353 | 2.0 |
| | | Total | 264 | 100.0 | 15,976 | 100.0 | 68,158 | 100.0 |
| 4q. Discussed ideas from your readings or classes with others outside of class (students, family members, co-workers, etc.) [ACTCOLL] | OOCIDEAS | Never | 49 | 18.6 | 3,028 | 19.0 | 12,741 | 18.7 |
| | | Sometimes | 107 | 40.5 | 5,948 | 37.2 | 25,586 | 37.5 |
| | | Often | 68 | 25.8 | 4,103 | 25.7 | 17,586 | 25.8 |
| | | Very often | 40 | 15.2 | 2,899 | 18.1 | 12,255 | 18.0 |
| | | Total | 264 | 100.0 | 15,978 | 100.0 | 68,168 | 100.0 |

* The comparison group and cohort columns on this page EXCLUDE your college.

Community College Survey of Student Engagement - Florida SouthWestern State College (2021 Administration)

2021 Benchmark Frequency Distributions - Main Survey

Comparison Group: Extra-Large Colleges in the 2021 Cohort*

Breakout by Enrollment Status: Full-time Students

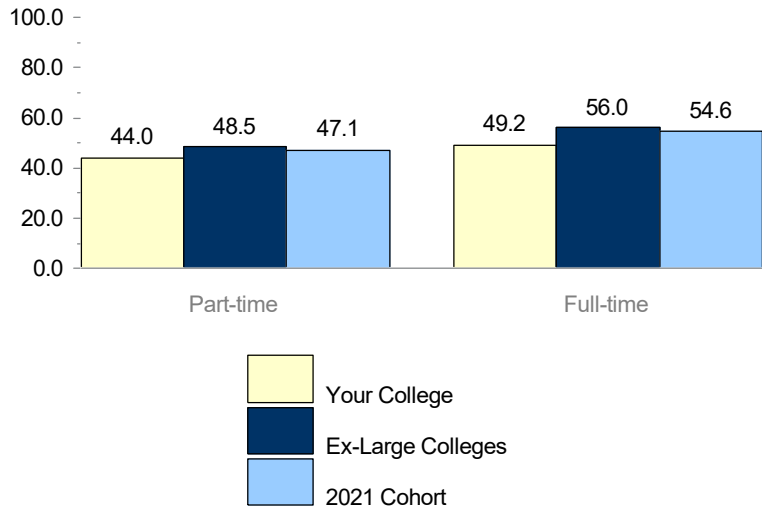
[Unweighted]

Active and Collaborative Learning (ACTCOLL)

| Item | Variable | Responses | Your College | | Ex-Large Colleges | | 2021 Cohort | |
|---|-----------|--------------|--------------|--------------|-------------------|--------------|----------------|--------------|
| | | | Count | Percent | Count | Percent | Count | Percent |
| Item 4: In your experiences at this college during the current academic year, about how often have you done each of the following? | | | | | | | | |
| 4a. Asked questions in class or contributed to class discussions [ACTCOLL] | CLQUEST | Never | 19 | 3.5 | 785 | 3.4 | 3,783 | 2.9 |
| | | Sometimes | 219 | 40.2 | 7,277 | 31.6 | 37,669 | 29.2 |
| | | Often | 171 | 31.4 | 7,513 | 32.6 | 43,505 | 33.8 |
| | | Very often | 136 | 25.0 | 7,444 | 32.3 | 43,861 | 34.0 |
| | | Total | 545 | 100.0 | 23,019 | 100.0 | 128,818 | 100.0 |
| 4b. Made a class presentation [ACTCOLL] | CLPRESEN | Never | 136 | 25.0 | 5,142 | 22.4 | 30,185 | 23.5 |
| | | Sometimes | 258 | 47.4 | 9,469 | 41.2 | 52,871 | 41.1 |
| | | Often | 111 | 20.4 | 5,481 | 23.8 | 30,220 | 23.5 |
| | | Very often | 39 | 7.2 | 2,900 | 12.6 | 15,316 | 11.9 |
| | | Total | 544 | 100.0 | 22,992 | 100.0 | 128,592 | 100.0 |
| 4f. Worked with other students on projects during class [ACTCOLL] | CLASSGRP | Never | 91 | 16.9 | 4,129 | 18.0 | 23,646 | 18.5 |
| | | Sometimes | 223 | 41.5 | 8,456 | 37.0 | 46,101 | 36.0 |
| | | Often | 152 | 28.3 | 6,492 | 28.4 | 36,368 | 28.4 |
| | | Very often | 71 | 13.2 | 3,807 | 16.6 | 21,886 | 17.1 |
| | | Total | 537 | 100.0 | 22,884 | 100.0 | 128,001 | 100.0 |
| 4g. Worked with classmates outside of class to prepare class assignments [ACTCOLL] | OCCGRP | Never | 205 | 37.9 | 8,284 | 36.2 | 47,639 | 37.2 |
| | | Sometimes | 208 | 38.4 | 8,399 | 36.7 | 45,302 | 35.4 |
| | | Often | 81 | 15.0 | 3,933 | 17.2 | 22,388 | 17.5 |
| | | Very often | 47 | 8.7 | 2,271 | 9.9 | 12,747 | 10.0 |
| | | Total | 541 | 100.0 | 22,887 | 100.0 | 128,076 | 100.0 |
| 4h. Tutored or taught other students (paid or voluntary) [ACTCOLL] | TUTOR | Never | 414 | 76.8 | 16,437 | 71.8 | 91,924 | 71.8 |
| | | Sometimes | 93 | 17.3 | 4,273 | 18.7 | 23,825 | 18.6 |
| | | Often | 23 | 4.3 | 1,298 | 5.7 | 7,503 | 5.9 |
| | | Very often | 9 | 1.7 | 896 | 3.9 | 4,865 | 3.8 |
| | | Total | 539 | 100.0 | 22,904 | 100.0 | 128,117 | 100.0 |
| 4i. Participated in a community-based project (service-learning activity) as part of a regular course [ACTCOLL] | PARTICCBP | Never | 444 | 81.9 | 16,907 | 73.7 | 91,914 | 71.7 |
| | | Sometimes | 79 | 14.6 | 3,939 | 17.2 | 23,574 | 18.4 |
| | | Often | 14 | 2.6 | 1,329 | 5.8 | 8,104 | 6.3 |
| | | Very often | 5 | 0.9 | 750 | 3.3 | 4,657 | 3.6 |
| | | Total | 542 | 100.0 | 22,925 | 100.0 | 128,249 | 100.0 |
| 4q. Discussed ideas from your readings or classes with others outside of class (students, family members, co-workers, etc.) [ACTCOLL] | OOCIDEAS | Never | 88 | 16.3 | 3,459 | 15.1 | 18,685 | 14.6 |
| | | Sometimes | 202 | 37.4 | 8,227 | 35.9 | 46,782 | 36.5 |
| | | Often | 133 | 24.6 | 6,171 | 26.9 | 35,559 | 27.7 |
| | | Very often | 117 | 21.7 | 5,052 | 22.1 | 27,197 | 21.2 |
| | | Total | 540 | 100.0 | 22,909 | 100.0 | 128,223 | 100.0 |

* The comparison group and cohort columns on this page EXCLUDE your college.

Community College Survey of Student Engagement
Florida SouthWestern State College (2021 Administration)
2021 Benchmark Bar Chart - Main Survey
 Comparison Group: Extra-Large Colleges in the 2021 Cohort*
 Breakout by Enrollment Status
 [Unweighted]
 Student Effort (STUEFF)



* The comparison group and cohort bars on this page INCLUDE your college.

Community College Survey of Student Engagement - Florida SouthWestern State College (2021 Administration)

2021 Benchmark Means Report - Main Survey

Comparison Group: Extra-Large Colleges in the 2021 Cohort*

Breakout by Enrollment Status

[Unweighted]

Student Effort (STUEFF)

| | | | Your College | Ex-Large Colleges | | 2021 Cohort | |
|--|-----------|----------------|--------------|-------------------|---------------|-------------|---------------|
| Item | Variable | Breakout Group | Mean | Mean | Effect Size** | Mean | Effect Size** |
| Item 4: In your experiences at this college during the current academic year, about how often have you done each of the following? | | | | | | | |
| 1 = Never, 2 = Sometimes, 3 = Often, 4 = Very often | | | | | | | |
| 4c. Prepared two or more drafts of a paper or assignment before turning it in [STUEFF] | REWROPAP | Part-time | 2.30 | 2.44 | | 2.41 | |
| | | Full-time | 2.47 | 2.70 | -0.23** | 2.62 | |
| 4d. Worked on a paper or project that required integrating ideas or information from various sources [STUEFF] | INTEGRAT | Part-time | 2.85 | 2.78 | | 2.75 | |
| | | Full-time | 3.11 | 3.12 | | 3.05 | |
| 4e. Come to class without completing readings or assignments [STUEFF] | CLUNPREP | Part-time | 1.80 | 1.72 | | 1.67 | |
| | | Full-time | 1.84 | 1.82 | | 1.79 | |
| Item 6: During the current academic year, how much reading and writing have you done at this college? | | | | | | | |
| 0 = None, 1 = 1-4, 2 = 5-10, 3 = 11-20, 4 = More than 20 | | | | | | | |
| 6b. Number of books read on your own (not assigned) for personal enjoyment or academic enrichment [STUEFF] | BKREADOWN | Part-time | 0.88 | 1.02 | | 0.99 | |
| | | Full-time | 0.90 | 1.04 | | 0.98 | |
| Item 10: About how many hours do you spend in a typical 7-day week doing each of the following? | | | | | | | |
| 0 = None, 1 = 1-5, 2 = 6-10, 3 = 11-20, 4 = 21-30, 5 = More than 30 | | | | | | | |
| 10a. Preparing for class (studying, reading, writing, rehearsing, doing homework, etc.) [STUEFF] | ACADPR01 | Part-time | 1.75 | 2.07 | -0.29** | 2.08 | -0.29** |
| | | Full-time | 2.17 | 2.45 | -0.22** | 2.41 | |
| Item 12.1: How often have you used the following services during the current academic year? | | | | | | | |
| 0 = Never, 1 = 1 time, 2 = 2-4 times, 3 = 5 or more times | | | | | | | |
| 12.1d. Peer or other tutoring [STUEFF] | FREQTUTOR | Part-time | 0.57 | 0.69 | | 0.62 | |
| | | Full-time | 0.69 | 0.91 | | 0.76 | |
| 12.1e. Skill labs (writing, math, etc.) [STUEFF] | FREQLAB | Part-time | 0.73 | 0.65 | | 0.65 | |
| | | Full-time | 0.86 | 0.88 | | 0.87 | |
| 12.1h. Computer lab [STUEFF] | FREQCOMLB | Part-time | 0.75 | 0.75 | | 0.75 | |
| | | Full-time | 0.69 | 0.97 | -0.24** | 1.06 | -0.30** |

* The comparison group and cohort columns on this page EXCLUDE your college.

** T-test: 2-tailed

If a row contains less than 50 respondents (please see Frequency Distribution that follows), interpret the comparison results cautiously.

The 2021 3-year cohort includes data for 21 colleges that participated in 2020. This number is much lower than typical due to COVID-19.

Community College Survey of Student Engagement - Florida SouthWestern State College (2021 Administration)

2021 Benchmark Frequency Distributions - Main Survey

Comparison Group: Extra-Large Colleges in the 2021 Cohort*

Breakout by Enrollment Status: Part-time Students

[Unweighted]

Student Effort (STUEFF)

| Item | Variable | Responses | Your College | | Ex-Large Colleges | | 2021 Cohort | |
|--|-----------|-----------------|--------------|--------------|-------------------|--------------|---------------|--------------|
| | | | Count | Percent | Count | Percent | Count | Percent |
| Item 4: In your experiences at this college during the current academic year, about how often have you done each of the following? | | | | | | | | |
| 4c. Prepared two or more drafts of a paper or assignment before turning it in [STUEFF] | REWROPAP | Never | 62 | 23.4 | 3,770 | 23.5 | 16,681 | 24.4 |
| | | Sometimes | 98 | 37.0 | 4,615 | 28.8 | 20,016 | 29.3 |
| | | Often | 68 | 25.7 | 4,394 | 27.4 | 18,590 | 27.2 |
| | | Very often | 37 | 14.0 | 3,230 | 20.2 | 12,998 | 19.0 |
| | | Total | 265 | 100.0 | 16,009 | 100.0 | 68,285 | 100.0 |
| 4d. Worked on a paper or project that required integrating ideas or information from various sources [STUEFF] | INTEGRAT | Never | 27 | 10.2 | 2,077 | 13.0 | 8,958 | 13.1 |
| | | Sometimes | 65 | 24.5 | 3,919 | 24.5 | 17,748 | 26.0 |
| | | Often | 93 | 35.1 | 5,444 | 34.0 | 23,240 | 34.0 |
| | | Very often | 80 | 30.2 | 4,576 | 28.6 | 18,375 | 26.9 |
| | | Total | 265 | 100.0 | 16,016 | 100.0 | 68,321 | 100.0 |
| 4e. Come to class without completing readings or assignments [STUEFF] | CLUNPREP | Never | 98 | 37.4 | 7,217 | 45.2 | 32,996 | 48.4 |
| | | Sometimes | 127 | 48.5 | 6,711 | 42.0 | 27,283 | 40.0 |
| | | Often | 28 | 10.7 | 1,364 | 8.5 | 5,221 | 7.7 |
| | | Very often | 9 | 3.4 | 692 | 4.3 | 2,740 | 4.0 |
| | | Total | 262 | 100.0 | 15,984 | 100.0 | 68,240 | 100.0 |
| Item 6: During the current academic year, how much reading and writing have you done at this college? | | | | | | | | |
| 6b. Number of books read on your own (not assigned) for personal enjoyment or academic enrichment [STUEFF] | BKREADOWN | None | 119 | 46.3 | 4,745 | 30.8 | 21,913 | 33.0 |
| | | 1-4 | 84 | 32.7 | 7,494 | 48.6 | 31,139 | 46.9 |
| | | 5-10 | 32 | 12.5 | 1,955 | 12.7 | 7,996 | 12.1 |
| | | 11-20 | 11 | 4.3 | 611 | 4.0 | 2,687 | 4.0 |
| | | More than 20 | 11 | 4.3 | 615 | 4.0 | 2,619 | 3.9 |
| | | Total | 257 | 100.0 | 15,420 | 100.0 | 66,354 | 100.0 |
| Item 10: About how many hours do you spend in a typical 7-day week doing each of the following? | | | | | | | | |
| 10a. Preparing for class (studying, reading, writing, rehearsing, doing homework, etc.) [STUEFF] | ACADPR01 | None | 5 | 1.9 | 194 | 1.3 | 888 | 1.4 |
| | | 1-5 | 121 | 46.4 | 5,419 | 35.8 | 23,353 | 35.7 |
| | | 6-10 | 86 | 33.0 | 4,839 | 32.0 | 20,548 | 31.4 |
| | | 11-20 | 32 | 12.3 | 3,053 | 20.2 | 13,132 | 20.1 |
| | | 21-30 | 16 | 6.1 | 1,057 | 7.0 | 4,822 | 7.4 |
| | | More than 30 | 1 | 0.4 | 575 | 3.8 | 2,626 | 4.0 |
| | | Total | 261 | 100.0 | 15,137 | 100.0 | 65,369 | 100.0 |
| Item 12.1: How often have you used the following services during the current academic year? | | | | | | | | |
| 12.1d. Peer or other tutoring [STUEFF] | FREQTUTOR | Never | 166 | 66.4 | 9,502 | 65.1 | 43,155 | 68.2 |
| | | 1 time | 39 | 15.6 | 1,632 | 11.2 | 6,591 | 10.4 |
| | | 2-4 times | 31 | 12.4 | 2,004 | 13.7 | 8,025 | 12.7 |
| | | 5 or more times | 14 | 5.6 | 1,461 | 10.0 | 5,498 | 8.7 |
| | | Total | 250 | 100.0 | 14,599 | 100.0 | 63,269 | 100.0 |

* The comparison group and cohort columns on this page EXCLUDE your college.

Community College Survey of Student Engagement - Florida SouthWestern State College (2021 Administration)

2021 Benchmark Frequency Distributions - Main Survey

Comparison Group: Extra-Large Colleges in the 2021 Cohort*

Breakout by Enrollment Status: Part-time Students

[Unweighted]

Student Effort (STUEFF)

| | | | Your College | | Ex-Large Colleges | | 2021 Cohort | |
|---|-----------|-----------------|--------------|---------|-------------------|---------|-------------|---------|
| Item | Variable | Responses | Count | Percent | Count | Percent | Count | Percent |
| Item 12.1: How often have you used the following services during the current academic year? | | | | | | | | |
| 12.1e. Skill labs (writing, math, etc.) [STUEFF] | FREQLAB | Never | 155 | 61.8 | 9,826 | 67.4 | 42,980 | 68.0 |
| | | 1 time | 36 | 14.3 | 1,418 | 9.7 | 5,780 | 9.1 |
| | | 2-4 times | 34 | 13.5 | 1,920 | 13.2 | 8,067 | 12.8 |
| | | 5 or more times | 26 | 10.4 | 1,418 | 9.7 | 6,396 | 10.1 |
| | | Total | 251 | 100.0 | 14,582 | 100.0 | 63,223 | 100.0 |
| 12.1h. Computer lab [STUEFF] | FREQCOMLB | Never | 155 | 61.0 | 9,508 | 65.2 | 41,074 | 64.9 |
| | | 1 time | 34 | 13.4 | 1,224 | 8.4 | 5,486 | 8.7 |
| | | 2-4 times | 39 | 15.4 | 1,878 | 12.9 | 8,208 | 13.0 |
| | | 5 or more times | 26 | 10.2 | 1,976 | 13.5 | 8,483 | 13.4 |
| | | Total | 254 | 100.0 | 14,586 | 100.0 | 63,251 | 100.0 |

* The comparison group and cohort columns on this page EXCLUDE your college.

Community College Survey of Student Engagement - Florida SouthWestern State College (2021 Administration)

2021 Benchmark Frequency Distributions - Main Survey

Comparison Group: Extra-Large Colleges in the 2021 Cohort*

Breakout by Enrollment Status: Full-time Students

[Unweighted]

Student Effort (STUEFF)

| Item | Variable | Responses | Your College | | Ex-Large Colleges | | 2021 Cohort | |
|---|-----------|-----------------|--------------|--------------|-------------------|--------------|----------------|--------------|
| | | | Count | Percent | Count | Percent | Count | Percent |
| Item 4: In your experiences at this college during the current academic year, about how often have you done each of the following? | | | | | | | | |
| 4c. Prepared two or more drafts of a paper or assignment before turning it in [STUEFF] | REWROPAP | Never | 112 | 20.7 | 3,235 | 14.1 | 20,573 | 16.0 |
| | | Sometimes | 170 | 31.4 | 6,523 | 28.4 | 38,402 | 29.9 |
| | | Often | 154 | 28.5 | 7,152 | 31.2 | 38,626 | 30.1 |
| | | Very often | 105 | 19.4 | 6,036 | 26.3 | 30,722 | 23.9 |
| | | Total | 541 | 100.0 | 22,946 | 100.0 | 128,323 | 100.0 |
| 4d. Worked on a paper or project that required integrating ideas or information from various sources [STUEFF] | INTEGRAT | Never | 25 | 4.6 | 1,000 | 4.4 | 6,605 | 5.1 |
| | | Sometimes | 107 | 19.8 | 4,374 | 19.1 | 27,635 | 21.5 |
| | | Often | 194 | 35.9 | 8,402 | 36.6 | 47,489 | 37.0 |
| | | Very often | 215 | 39.7 | 9,175 | 40.0 | 46,718 | 36.4 |
| | | Total | 541 | 100.0 | 22,951 | 100.0 | 128,447 | 100.0 |
| 4e. Come to class without completing readings or assignments [STUEFF] | CLUNPREP | Never | 191 | 35.2 | 8,744 | 38.1 | 51,756 | 40.3 |
| | | Sometimes | 272 | 50.1 | 10,732 | 46.8 | 58,471 | 45.6 |
| | | Often | 55 | 10.1 | 2,237 | 9.8 | 11,674 | 9.1 |
| | | Very often | 25 | 4.6 | 1,213 | 5.3 | 6,385 | 5.0 |
| | | Total | 543 | 100.0 | 22,926 | 100.0 | 128,286 | 100.0 |
| Item 6: During the current academic year, how much reading and writing have you done at this college? | | | | | | | | |
| 6b. Number of books read on your own (not assigned) for personal enjoyment or academic enrichment [STUEFF] | BKREADOWN | None | 218 | 40.7 | 7,049 | 31.6 | 44,156 | 35.2 |
| | | 1-4 | 224 | 41.9 | 10,337 | 46.3 | 55,666 | 44.3 |
| | | 5-10 | 49 | 9.2 | 2,947 | 13.2 | 15,124 | 12.0 |
| | | 11-20 | 17 | 3.2 | 997 | 4.5 | 5,352 | 4.3 |
| | | More than 20 | 27 | 5.0 | 977 | 4.4 | 5,257 | 4.2 |
| | | Total | 535 | 100.0 | 22,307 | 100.0 | 125,555 | 100.0 |
| Item 10: About how many hours do you spend in a typical 7-day week doing each of the following? | | | | | | | | |
| 10a. Preparing for class (studying, reading, writing, rehearsing, doing homework, etc.) [STUEFF] | ACADPR01 | None | 5 | 0.9 | 198 | 0.9 | 1,313 | 1.1 |
| | | 1-5 | 173 | 32.1 | 5,772 | 26.3 | 34,513 | 27.8 |
| | | 6-10 | 171 | 31.7 | 6,198 | 28.2 | 34,962 | 28.2 |
| | | 11-20 | 122 | 22.6 | 5,290 | 24.1 | 28,809 | 23.2 |
| | | 21-30 | 49 | 9.1 | 2,677 | 12.2 | 14,424 | 11.6 |
| | | More than 30 | 19 | 3.5 | 1,807 | 8.2 | 10,072 | 8.1 |
| | | Total | 539 | 100.0 | 21,942 | 100.0 | 124,093 | 100.0 |
| Item 12.1: How often have you used the following services during the current academic year? | | | | | | | | |
| 12.1d. Peer or other tutoring [STUEFF] | FREQTUTOR | Never | 317 | 60.4 | 11,679 | 55.0 | 74,281 | 61.7 |
| | | 1 time | 93 | 17.7 | 2,704 | 12.7 | 14,327 | 11.9 |
| | | 2-4 times | 74 | 14.1 | 3,820 | 18.0 | 18,366 | 15.2 |
| | | 5 or more times | 41 | 7.8 | 3,016 | 14.2 | 13,464 | 11.2 |
| | | Total | 525 | 100.0 | 21,219 | 100.0 | 120,438 | 100.0 |

* The comparison group and cohort columns on this page EXCLUDE your college.

Community College Survey of Student Engagement - Florida SouthWestern State College (2021 Administration)

2021 Benchmark Frequency Distributions - Main Survey

Comparison Group: Extra-Large Colleges in the 2021 Cohort*

Breakout by Enrollment Status: Full-time Students

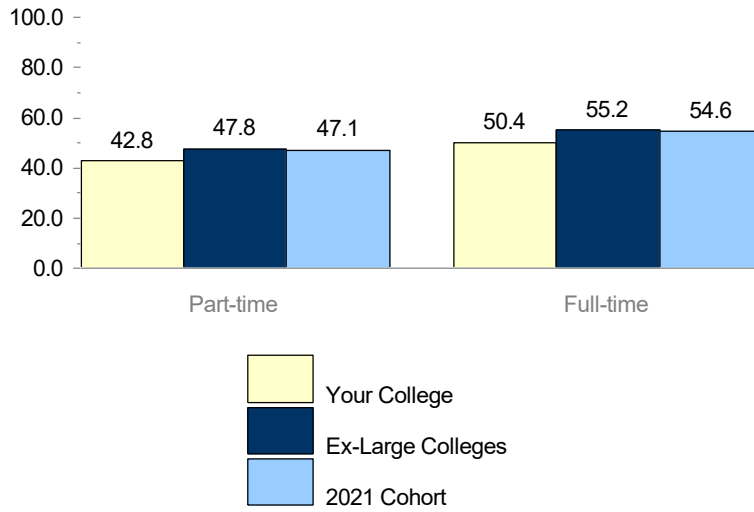
[Unweighted]

Student Effort (STUEFF)

| | | | Your College | | Ex-Large Colleges | | 2021 Cohort | |
|---|-----------|-----------------|--------------|---------|-------------------|---------|-------------|---------|
| Item | Variable | Responses | Count | Percent | Count | Percent | Count | Percent |
| Item 12.1: How often have you used the following services during the current academic year? | | | | | | | | |
| 12.1e. Skill labs (writing, math, etc.) [STUEFF] | FREQLAB | Never | 295 | 56.5 | 12,206 | 57.5 | 70,768 | 58.8 |
| | | 1 time | 74 | 14.2 | 2,425 | 11.4 | 12,500 | 10.4 |
| | | 2-4 times | 83 | 15.9 | 3,560 | 16.8 | 19,324 | 16.1 |
| | | 5 or more times | 70 | 13.4 | 3,020 | 14.2 | 17,723 | 14.7 |
| | | Total | 522 | 100.0 | 21,211 | 100.0 | 120,315 | 100.0 |
| 12.1h. Computer lab [STUEFF] | FREQCOMLB | Never | 344 | 65.2 | 11,874 | 56.0 | 63,422 | 52.7 |
| | | 1 time | 61 | 11.6 | 2,037 | 9.6 | 11,738 | 9.8 |
| | | 2-4 times | 66 | 12.5 | 3,274 | 15.4 | 19,951 | 16.6 |
| | | 5 or more times | 57 | 10.8 | 4,026 | 19.0 | 25,276 | 21.0 |
| | | Total | 528 | 100.0 | 21,211 | 100.0 | 120,387 | 100.0 |

* The comparison group and cohort columns on this page EXCLUDE your college.

Community College Survey of Student Engagement
Florida SouthWestern State College (2021 Administration)
2021 Benchmark Bar Chart - Main Survey
Comparison Group: Extra-Large Colleges in the 2021 Cohort*
Breakout by Enrollment Status
[Unweighted]
Academic Challenge (ACCHALL)



* The comparison group and cohort bars on this page INCLUDE your college.

Community College Survey of Student Engagement - Florida SouthWestern State College (2021 Administration)

2021 Benchmark Means Report - Main Survey

Comparison Group: Extra-Large Colleges in the 2021 Cohort*

Breakout by Enrollment Status

[Unweighted]

Academic Challenge (ACCHALL)

| | | | Your College | Ex-Large Colleges | | 2021 Cohort | |
|---|-------------|----------------|--------------|-------------------|---------------|-------------|---------------|
| Item | Variable | Breakout Group | Mean | Mean | Effect Size** | Mean | Effect Size** |
| Item 4: In your experiences at this college during the current academic year, about how often have you done each of the following? | | | | | | | |
| 1 = Never, 2 = Sometimes, 3 = Often, 4 = Very often | | | | | | | |
| 4a. Worked harder than you thought you could to meet an instructor's standards or expectations [ACCHALL] | WORKHARD | Part-time | 2.50 | 2.62 | | 2.63 | |
| | | Full-time | 2.69 | 2.78 | | 2.79 | |
| Item 5: During the current academic year, how much has your coursework at this college emphasized the following mental activities? | | | | | | | |
| 1 = Very little, 2 = Some, 3 = Quite a bit, 4 = Very much | | | | | | | |
| 5b. Analyzing the basic elements of an idea, experience, or theory [ACCHALL] | ANALYZE | Part-time | 2.86 | 2.97 | | 2.95 | |
| | | Full-time | 2.92 | 3.10 | -0.23** | 3.04 | |
| 5c. Forming a new idea or understanding from various pieces of information [ACCHALL] | NEWIDEAS | Part-time | 2.80 | 2.93 | | 2.92 | |
| | | Full-time | 2.91 | 3.05 | | 3.02 | |
| 5d. Making judgements about the value or soundness of information, arguments, or methods [ACCHALL] | EVALUATE | Part-time | 2.59 | 2.69 | | 2.67 | |
| | | Full-time | 2.76 | 2.86 | | 2.81 | |
| 5e. Applying theories or concepts to practical problems or in new situations [ACCHALL] | APPLYING | Part-time | 2.61 | 2.81 | -0.20** | 2.80 | |
| | | Full-time | 2.75 | 2.95 | -0.22** | 2.93 | -0.21** |
| 5f. Using information you have read or heard to perform a new skill [ACCHALL] | PERFORM | Part-time | 2.74 | 2.89 | | 2.90 | |
| | | Full-time | 2.83 | 2.99 | | 3.03 | -0.22** |
| Item 6: During the current academic year, how much reading and writing have you done at this college? | | | | | | | |
| 0 = None, 1 = 1-4, 2 = 5-10, 3 = 11-20, 4 = More than 20 | | | | | | | |
| 6a. Number of assigned textbooks, manuals, books, or packets of course readings [ACCHALL] | ASSIGREAD | Part-time | 1.76 | 1.75 | | 1.76 | |
| | | Full-time | 2.10 | 2.08 | | 2.09 | |
| 6c. Number of written papers or reports of any length [ACCHALL] | NUMPAPRRPTS | Part-time | 1.75 | 1.65 | | 1.63 | |
| | | Full-time | 2.25 | 2.11 | | 2.04 | |
| Item 7 | | | | | | | |
| 1 = Extremely easy, 2 = (2), 3 = (3), 4 = (4), 5 = (5), 6 = (6), 7 = Extremely challenging | | | | | | | |
| 7. Mark the response that best represents the extent to which your examinations during the current academic year have challenged you to do your best work at this college [ACCHALL] | CHALNGXAM | Part-time | 4.82 | 5.24 | -0.34** | 5.27 | -0.36** |
| | | Full-time | 4.91 | 5.27 | -0.31** | 5.29 | -0.32** |
| Item 9: How much does this college emphasize the following? | | | | | | | |
| 1 = Very little, 2 = Some, 3 = Quite a bit, 4 = Very much | | | | | | | |
| 9a. Encouraging you to spend significant amounts of time studying [ACCHALL] | ENVSCHOL | Part-time | 2.87 | 3.03 | | 3.03 | |
| | | Full-time | 3.05 | 3.16 | | 3.14 | |

* The comparison group and cohort columns on this page EXCLUDE your college.

** T-test: 2-tailed

If a row contains less than 50 respondents (please see Frequency Distribution that follows), interpret the comparison results cautiously.

The 2021 3-year cohort includes data for 21 colleges that participated in 2020. This number is much lower than typical due to COVID-19.

Community College Survey of Student Engagement - Florida SouthWestern State College (2021 Administration)

2021 Benchmark Frequency Distributions - Main Survey

Comparison Group: Extra-Large Colleges in the 2021 Cohort*

Breakout by Enrollment Status: Part-time Students

[Unweighted]

Academic Challenge (ACCHALL)

| Item | Variable | Responses | Your College | | Ex-Large Colleges | | 2021 Cohort | |
|--|----------|--------------|--------------|--------------|-------------------|--------------|---------------|--------------|
| | | | Count | Percent | Count | Percent | Count | Percent |
| Item 4: In your experiences at this college during the current academic year, about how often have you done each of the following? | | | | | | | | |
| 4a. Worked harder than you thought you could to meet an instructor's standards or expectations [ACCHALL] | WORKHARD | Never | 29 | 11.0 | 1,784 | 11.2 | 7,156 | 10.5 |
| | | Sometimes | 115 | 43.7 | 5,677 | 35.6 | 24,567 | 36.0 |
| | | Often | 78 | 29.7 | 5,256 | 32.9 | 22,654 | 33.2 |
| | | Very often | 41 | 15.6 | 3,252 | 20.4 | 13,782 | 20.2 |
| | | Total | 263 | 100.0 | 15,969 | 100.0 | 68,159 | 100.0 |
| Item 5: During the current academic year, how much has your coursework at this college emphasized the following mental activities? | | | | | | | | |
| 5b. Analyzing the basic elements of an idea, experience, or theory [ACCHALL] | ANALYZE | Very little | 12 | 4.5 | 762 | 4.9 | 3,158 | 4.7 |
| | | Some | 70 | 26.4 | 3,609 | 23.2 | 16,239 | 24.3 |
| | | Quite a bit | 127 | 47.9 | 6,467 | 41.6 | 28,094 | 42.1 |
| | | Very much | 56 | 21.1 | 4,693 | 30.2 | 19,238 | 28.8 |
| | | Total | 265 | 100.0 | 15,531 | 100.0 | 66,729 | 100.0 |
| 5c. Forming a new idea or understanding from various pieces of information [ACCHALL] | NEWIDEAS | Very little | 18 | 6.9 | 915 | 5.9 | 3,885 | 5.8 |
| | | Some | 72 | 27.6 | 3,870 | 25.0 | 16,890 | 25.4 |
| | | Quite a bit | 115 | 44.1 | 6,095 | 39.3 | 26,529 | 39.9 |
| | | Very much | 56 | 21.5 | 4,615 | 29.8 | 19,260 | 28.9 |
| | | Total | 261 | 100.0 | 15,495 | 100.0 | 66,564 | 100.0 |
| 5d. Making judgements about the value or soundness of information, arguments, or methods [ACCHALL] | EVALUATE | Very little | 33 | 12.5 | 1,881 | 12.1 | 8,286 | 12.4 |
| | | Some | 91 | 34.5 | 4,711 | 30.4 | 20,603 | 30.9 |
| | | Quite a bit | 91 | 34.5 | 5,290 | 34.1 | 22,789 | 34.2 |
| | | Very much | 49 | 18.6 | 3,618 | 23.3 | 14,945 | 22.4 |
| | | Total | 264 | 100.0 | 15,500 | 100.0 | 66,623 | 100.0 |
| 5e. Applying theories or concepts to practical problems or in new situations [ACCHALL] | APPLYING | Very little | 26 | 9.8 | 1,417 | 9.1 | 6,077 | 9.1 |
| | | Some | 92 | 34.8 | 4,419 | 28.5 | 18,972 | 28.5 |
| | | Quite a bit | 104 | 39.4 | 5,436 | 35.0 | 23,611 | 35.4 |
| | | Very much | 42 | 15.9 | 4,246 | 27.4 | 18,022 | 27.0 |
| | | Total | 264 | 100.0 | 15,518 | 100.0 | 66,682 | 100.0 |
| 5f. Using information you have read or heard to perform a new skill [ACCHALL] | PERFORM | Very little | 28 | 10.6 | 1,308 | 8.4 | 5,491 | 8.2 |
| | | Some | 79 | 29.8 | 3,995 | 25.7 | 17,078 | 25.6 |
| | | Quite a bit | 93 | 35.1 | 5,314 | 34.2 | 23,072 | 34.5 |
| | | Very much | 65 | 24.5 | 4,925 | 31.7 | 21,164 | 31.7 |
| | | Total | 265 | 100.0 | 15,542 | 100.0 | 66,805 | 100.0 |

* The comparison group and cohort columns on this page EXCLUDE your college.

Community College Survey of Student Engagement - Florida SouthWestern State College (2021 Administration)

2021 Benchmark Frequency Distributions - Main Survey

Comparison Group: Extra-Large Colleges in the 2021 Cohort*

Breakout by Enrollment Status: Part-time Students

[Unweighted]

Academic Challenge (ACCHALL)

| Item | Variable | Responses | Your College | | Ex-Large Colleges | | 2021 Cohort | |
|---|-------------|-----------------------|--------------|--------------|-------------------|--------------|---------------|--------------|
| | | | Count | Percent | Count | Percent | Count | Percent |
| Item 6: During the current academic year, how much reading and writing have you done at this college? | | | | | | | | |
| 6a. Number of assigned textbooks, manuals, books, or packets of course readings [ACCHALL] | ASSIGREAD | None | 9 | 3.5 | 567 | 3.7 | 2,349 | 3.5 |
| | | 1-4 | 133 | 51.8 | 7,851 | 50.9 | 33,736 | 50.8 |
| | | 5-10 | 51 | 19.8 | 3,446 | 22.3 | 14,915 | 22.5 |
| | | 11-20 | 38 | 14.8 | 1,974 | 12.8 | 8,001 | 12.1 |
| | | More than 20 | 26 | 10.1 | 1,586 | 10.3 | 7,350 | 11.1 |
| | | Total | 257 | 100.0 | 15,424 | 100.0 | 66,351 | 100.0 |
| 6c. Number of written papers or reports of any length [ACCHALL] | NUMPAPRRPTS | None | 32 | 12.5 | 2,121 | 13.8 | 9,603 | 14.5 |
| | | 1-4 | 82 | 32.0 | 5,547 | 36.0 | 24,183 | 36.4 |
| | | 5-10 | 77 | 30.1 | 4,539 | 29.4 | 18,623 | 28.1 |
| | | 11-20 | 49 | 19.1 | 2,057 | 13.3 | 8,923 | 13.4 |
| | | More than 20 | 16 | 6.3 | 1,160 | 7.5 | 5,024 | 7.6 |
| | | Total | 256 | 100.0 | 15,424 | 100.0 | 66,356 | 100.0 |
| Item 7 | | | | | | | | |
| 7. Mark the response that best represents the extent to which your examinations during the current academic year have challenged you to do your best work at this college [ACCHALL] | CHALNGXAM | Extremely easy | 1 | 0.4 | 114 | 0.7 | 520 | 0.8 |
| | | (2) | 5 | 2.1 | 242 | 1.6 | 1,020 | 1.6 |
| | | (3) | 14 | 5.8 | 625 | 4.1 | 2,530 | 3.9 |
| | | (4) | 77 | 31.8 | 2,912 | 19.2 | 12,101 | 18.5 |
| | | (5) | 83 | 34.3 | 4,844 | 31.9 | 20,715 | 31.7 |
| | | (6) | 43 | 17.8 | 3,985 | 26.2 | 17,108 | 26.2 |
| | | Extremely challenging | 19 | 7.9 | 2,480 | 16.3 | 11,257 | 17.3 |
| | | Total | 242 | 100.0 | 15,202 | 100.0 | 65,251 | 100.0 |
| Item 9: How much does this college emphasize the following? | | | | | | | | |
| 9a. Encouraging you to spend significant amounts of time studying [ACCHALL] | ENVSCHOL | Very little | 13 | 5.0 | 628 | 4.1 | 2,664 | 4.1 |
| | | Some | 70 | 27.0 | 3,305 | 21.7 | 14,536 | 22.1 |
| | | Quite a bit | 113 | 43.6 | 6,251 | 41.0 | 26,734 | 40.7 |
| | | Very much | 63 | 24.3 | 5,064 | 33.2 | 21,766 | 33.1 |
| | | Total | 259 | 100.0 | 15,248 | 100.0 | 65,700 | 100.0 |

* The comparison group and cohort columns on this page EXCLUDE your college.

Community College Survey of Student Engagement - Florida SouthWestern State College (2021 Administration)

2021 Benchmark Frequency Distributions - Main Survey

Comparison Group: Extra-Large Colleges in the 2021 Cohort*

Breakout by Enrollment Status: Full-time Students

[Unweighted]

Academic Challenge (ACCHALL)

| Item | Variable | Responses | Your College | | Ex-Large Colleges | | 2021 Cohort | |
|--|----------|-------------|--------------|---------|-------------------|---------|-------------|---------|
| | | | Count | Percent | Count | Percent | Count | Percent |
| Item 4: In your experiences at this college during the current academic year, about how often have you done each of the following? | | | | | | | | |
| 4a. Worked harder than you thought you could to meet an instructor's standards or expectations [ACCHALL] | WORKHARD | Never | 49 | 9.0 | 1,651 | 7.2 | 8,780 | 6.8 |
| | | Sometimes | 188 | 34.6 | 7,548 | 33.0 | 41,854 | 32.6 |
| | | Often | 191 | 35.2 | 7,847 | 34.3 | 45,169 | 35.2 |
| | | Very often | 115 | 21.2 | 5,860 | 25.6 | 32,413 | 25.3 |
| | | Total | 543 | 100.0 | 22,906 | 100.0 | 128,216 | 100.0 |
| Item 5: During the current academic year, how much has your coursework at this college emphasized the following mental activities? | | | | | | | | |
| 5b. Analyzing the basic elements of an idea, experience, or theory [ACCHALL] | ANALYZE | Very little | 29 | 5.3 | 642 | 2.9 | 4,037 | 3.2 |
| | | Some | 140 | 25.7 | 4,353 | 19.4 | 27,512 | 21.8 |
| | | Quite a bit | 220 | 40.4 | 9,488 | 42.3 | 53,436 | 42.3 |
| | | Very much | 155 | 28.5 | 7,966 | 35.5 | 41,219 | 32.7 |
| | | Total | 544 | 100.0 | 22,449 | 100.0 | 126,204 | 100.0 |
| 5c. Forming a new idea or understanding from various pieces of information [ACCHALL] | NEWIDEAS | Very little | 34 | 6.3 | 911 | 4.1 | 5,062 | 4.0 |
| | | Some | 136 | 25.3 | 4,801 | 21.4 | 29,024 | 23.1 |
| | | Quite a bit | 211 | 39.2 | 8,859 | 39.6 | 50,641 | 40.2 |
| | | Very much | 157 | 29.2 | 7,814 | 34.9 | 41,176 | 32.7 |
| | | Total | 538 | 100.0 | 22,385 | 100.0 | 125,903 | 100.0 |
| 5d. Making judgements about the value or soundness of information, arguments, or methods [ACCHALL] | EVALUATE | Very little | 60 | 11.1 | 1,758 | 7.8 | 10,560 | 8.4 |
| | | Some | 156 | 28.9 | 5,987 | 26.7 | 35,946 | 28.5 |
| | | Quite a bit | 177 | 32.8 | 8,235 | 36.7 | 45,934 | 36.4 |
| | | Very much | 146 | 27.1 | 6,435 | 28.7 | 33,640 | 26.7 |
| | | Total | 539 | 100.0 | 22,415 | 100.0 | 126,080 | 100.0 |
| 5e. Applying theories or concepts to practical problems or in new situations [ACCHALL] | APPLYING | Very little | 56 | 10.4 | 1,466 | 6.5 | 7,947 | 6.3 |
| | | Some | 167 | 30.9 | 5,490 | 24.5 | 32,345 | 25.6 |
| | | Quite a bit | 175 | 32.3 | 8,194 | 36.5 | 45,854 | 36.3 |
| | | Very much | 143 | 26.4 | 7,290 | 32.5 | 40,024 | 31.7 |
| | | Total | 541 | 100.0 | 22,440 | 100.0 | 126,170 | 100.0 |
| 5f. Using information you have read or heard to perform a new skill [ACCHALL] | PERFORM | Very little | 56 | 10.3 | 1,535 | 6.8 | 7,402 | 5.9 |
| | | Some | 144 | 26.4 | 5,175 | 23.0 | 28,259 | 22.4 |
| | | Quite a bit | 182 | 33.4 | 7,657 | 34.1 | 43,926 | 34.8 |
| | | Very much | 163 | 29.9 | 8,111 | 36.1 | 46,793 | 37.0 |
| | | Total | 545 | 100.0 | 22,478 | 100.0 | 126,380 | 100.0 |

* The comparison group and cohort columns on this page EXCLUDE your college.

Community College Survey of Student Engagement - Florida SouthWestern State College (2021 Administration)

2021 Benchmark Frequency Distributions - Main Survey

Comparison Group: Extra-Large Colleges in the 2021 Cohort*

Breakout by Enrollment Status: Full-time Students

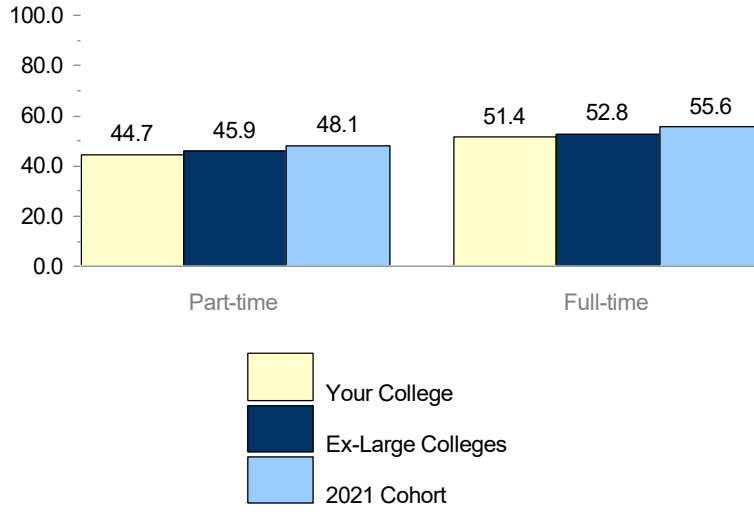
[Unweighted]

Academic Challenge (ACCHALL)

| Item | Variable | Responses | Your College | | Ex-Large Colleges | | 2021 Cohort | |
|---|-------------|-----------------------|--------------|--------------|-------------------|--------------|----------------|--------------|
| | | | Count | Percent | Count | Percent | Count | Percent |
| Item 6: During the current academic year, how much reading and writing have you done at this college? | | | | | | | | |
| 6a. Number of assigned textbooks, manuals, books, or packets of course readings [ACCHALL] | ASSIGREAD | None | 11 | 2.1 | 369 | 1.7 | 2,164 | 1.7 |
| | | 1-4 | 194 | 36.5 | 7,910 | 35.5 | 43,279 | 34.5 |
| | | 5-10 | 148 | 27.8 | 6,924 | 31.1 | 40,342 | 32.2 |
| | | 11-20 | 90 | 16.9 | 3,700 | 16.6 | 20,046 | 16.0 |
| | | More than 20 | 89 | 16.7 | 3,371 | 15.1 | 19,530 | 15.6 |
| | | Total | 532 | 100.0 | 22,274 | 100.0 | 125,361 | 100.0 |
| 6c. Number of written papers or reports of any length [ACCHALL] | NUMPAPRRPTS | None | 26 | 4.9 | 1,031 | 4.6 | 7,441 | 5.9 |
| | | 1-4 | 122 | 22.8 | 6,022 | 27.0 | 36,595 | 29.2 |
| | | 5-10 | 172 | 32.1 | 7,646 | 34.3 | 41,338 | 32.9 |
| | | 11-20 | 122 | 22.8 | 4,644 | 20.8 | 24,268 | 19.3 |
| | | More than 20 | 93 | 17.4 | 2,963 | 13.3 | 15,892 | 12.7 |
| | | Total | 535 | 100.0 | 22,306 | 100.0 | 125,534 | 100.0 |
| Item 7 | | | | | | | | |
| 7. Mark the response that best represents the extent to which your examinations during the current academic year have challenged you to do your best work at this college [ACCHALL] | CHALNGXAM | Extremely easy | 4 | 0.8 | 149 | 0.7 | 762 | 0.6 |
| | | (2) | 10 | 1.9 | 284 | 1.3 | 1,633 | 1.3 |
| | | (3) | 35 | 6.8 | 830 | 3.8 | 4,705 | 3.8 |
| | | (4) | 144 | 27.9 | 3,903 | 17.8 | 22,210 | 18.1 |
| | | (5) | 163 | 31.5 | 7,303 | 33.4 | 39,694 | 32.3 |
| | | (6) | 110 | 21.3 | 5,888 | 26.9 | 33,223 | 27.0 |
| | | Extremely challenging | 51 | 9.9 | 3,533 | 16.1 | 20,794 | 16.9 |
| | | Total | 517 | 100.0 | 21,890 | 100.0 | 123,021 | 100.0 |
| Item 9: How much does this college emphasize the following? | | | | | | | | |
| 9a. Encouraging you to spend significant amounts of time studying [ACCHALL] | ENVSCHOL | Very little | 22 | 4.1 | 655 | 3.0 | 3,712 | 3.0 |
| | | Some | 113 | 20.9 | 3,841 | 17.4 | 22,735 | 18.2 |
| | | Quite a bit | 220 | 40.7 | 8,767 | 39.8 | 50,258 | 40.3 |
| | | Very much | 186 | 34.4 | 8,784 | 39.8 | 47,887 | 38.4 |
| | | Total | 541 | 100.0 | 22,047 | 100.0 | 124,592 | 100.0 |

* The comparison group and cohort columns on this page EXCLUDE your college.

Community College Survey of Student Engagement
Florida SouthWestern State College (2021 Administration)
2021 Benchmark Bar Chart - Main Survey
Comparison Group: Extra-Large Colleges in the 2021 Cohort*
Breakout by Enrollment Status
[Unweighted]
Student-Faculty Interaction (STUFAC)



* The comparison group and cohort bars on this page INCLUDE your college.

30JUN21

Community College Survey of Student Engagement - Florida SouthWestern State College (2021 Administration)

2021 Benchmark Means Report - Main Survey

Comparison Group: Extra-Large Colleges in the 2021 Cohort*

Breakout by Enrollment Status

[Unweighted]

Student-Faculty Interaction (STUFAC)

| | | | Your College | Ex-Large Colleges | | 2021 Cohort | |
|--|----------|----------------|--------------|-------------------|---------------|-------------|---------------|
| Item | Variable | Breakout Group | Mean | Mean | Effect Size** | Mean | Effect Size** |
| Item 4: In your experiences at this college during the current academic year, about how often have you done each of the following? | | | | | | | |
| 1 = Never, 2 = Sometimes, 3 = Often, 4 = Very often | | | | | | | |
| 4j. Used e-mail to communicate with an instructor [STUFAC] | EMAIL | Part-time | 3.03 | 3.05 | | 3.08 | |
| | | Full-time | 3.22 | 3.23 | | 3.27 | |
| 4k. Discussed grades or assignments with an instructor [STUFAC] | FACGRADE | Part-time | 2.44 | 2.51 | | 2.55 | |
| | | Full-time | 2.60 | 2.68 | | 2.74 | |
| 4l. Talked about career plans with an instructor or advisor [STUFAC] | FACPLANS | Part-time | 2.22 | 2.04 | | 2.08 | |
| | | Full-time | 2.36 | 2.26 | | 2.35 | |
| 4m. Discussed ideas from your readings or classes with instructors outside of class [STUFAC] | FACIDEAS | Part-time | 1.57 | 1.69 | | 1.70 | |
| | | Full-time | 1.73 | 1.86 | | 1.89 | |
| 4n. Received prompt feedback (written or oral) from instructors on your performance [STUFAC] | FACFEED | Part-time | 2.70 | 2.84 | | 2.84 | |
| | | Full-time | 2.99 | 2.96 | | 2.95 | |
| 4p. Worked with instructors on activities other than coursework [STUFAC] | FACOTH | Part-time | 1.38 | 1.40 | | 1.41 | |
| | | Full-time | 1.39 | 1.53 | | 1.58 | -0.22** |

* The comparison group and cohort columns on this page EXCLUDE your college.

** T-test: 2-tailed

If a row contains less than 50 respondents (please see Frequency Distribution that follows), interpret the comparison results cautiously.

The 2021 3-year cohort includes data for 21 colleges that participated in 2020. This number is much lower than typical due to COVID-19.

Community College Survey of Student Engagement - Florida SouthWestern State College (2021 Administration)

2021 Benchmark Frequency Distributions - Main Survey

Comparison Group: Extra-Large Colleges in the 2021 Cohort*

Breakout by Enrollment Status: Part-time Students

[Unweighted]

Student-Faculty Interaction (STUFAC)

| Item | Variable | Responses | Your College | | Ex-Large Colleges | | 2021 Cohort | |
|--|----------|--------------|--------------|--------------|-------------------|--------------|---------------|--------------|
| | | | Count | Percent | Count | Percent | Count | Percent |
| Item 4: In your experiences at this college during the current academic year, about how often have you done each of the following? | | | | | | | | |
| 4j. Used e-mail to communicate with an instructor [STUFAC] | EMAIL | Never | 13 | 4.9 | 581 | 3.6 | 2,506 | 3.7 |
| | | Sometimes | 70 | 26.5 | 4,272 | 26.7 | 17,095 | 25.1 |
| | | Often | 78 | 29.5 | 4,921 | 30.8 | 21,089 | 30.9 |
| | | Very often | 103 | 39.0 | 6,205 | 38.8 | 27,525 | 40.4 |
| | | Total | 264 | 100.0 | 15,979 | 100.0 | 68,215 | 100.0 |
| 4k. Discussed grades or assignments with an instructor [STUFAC] | FACGRADE | Never | 33 | 12.6 | 2,232 | 14.0 | 8,633 | 12.7 |
| | | Sometimes | 115 | 43.9 | 6,493 | 40.6 | 27,590 | 40.4 |
| | | Often | 81 | 30.9 | 4,221 | 26.4 | 18,126 | 26.6 |
| | | Very often | 33 | 12.6 | 3,050 | 19.1 | 13,895 | 20.4 |
| | | Total | 262 | 100.0 | 15,996 | 100.0 | 68,244 | 100.0 |
| 4l. Talked about career plans with an instructor or advisor [STUFAC] | FACPLANS | Never | 64 | 24.3 | 5,180 | 32.5 | 20,715 | 30.4 |
| | | Sometimes | 113 | 43.0 | 6,585 | 41.3 | 28,298 | 41.5 |
| | | Often | 50 | 19.0 | 2,644 | 16.6 | 11,991 | 17.6 |
| | | Very often | 36 | 13.7 | 1,551 | 9.7 | 7,134 | 10.5 |
| | | Total | 263 | 100.0 | 15,960 | 100.0 | 68,138 | 100.0 |
| 4m. Discussed ideas from your readings or classes with instructors outside of class [STUFAC] | FACIDEAS | Never | 156 | 59.1 | 8,406 | 52.7 | 35,075 | 51.6 |
| | | Sometimes | 76 | 28.8 | 4,989 | 31.3 | 21,881 | 32.2 |
| | | Often | 22 | 8.3 | 1,603 | 10.1 | 7,087 | 10.4 |
| | | Very often | 10 | 3.8 | 950 | 6.0 | 3,952 | 5.8 |
| | | Total | 264 | 100.0 | 15,948 | 100.0 | 67,995 | 100.0 |
| 4n. Received prompt feedback (written or oral) from instructors on your performance [STUFAC] | FACFEED | Never | 24 | 9.2 | 1,132 | 7.1 | 4,810 | 7.1 |
| | | Sometimes | 80 | 30.8 | 4,630 | 29.0 | 19,616 | 28.8 |
| | | Often | 106 | 40.8 | 5,807 | 36.4 | 25,249 | 37.1 |
| | | Very often | 50 | 19.2 | 4,387 | 27.5 | 18,458 | 27.1 |
| | | Total | 260 | 100.0 | 15,956 | 100.0 | 68,133 | 100.0 |
| 4p. Worked with instructors on activities other than coursework [STUFAC] | FACOTH | Never | 193 | 74.2 | 11,543 | 72.6 | 48,795 | 71.9 |
| | | Sometimes | 43 | 16.5 | 2,858 | 18.0 | 12,643 | 18.6 |
| | | Often | 15 | 5.8 | 1,006 | 6.3 | 4,236 | 6.2 |
| | | Very often | 9 | 3.5 | 501 | 3.1 | 2,149 | 3.2 |
| | | Total | 260 | 100.0 | 15,908 | 100.0 | 67,823 | 100.0 |

* The comparison group and cohort columns on this page EXCLUDE your college.

Community College Survey of Student Engagement - Florida SouthWestern State College (2021 Administration)

2021 Benchmark Frequency Distributions - Main Survey

Comparison Group: Extra-Large Colleges in the 2021 Cohort*

Breakout by Enrollment Status: Full-time Students

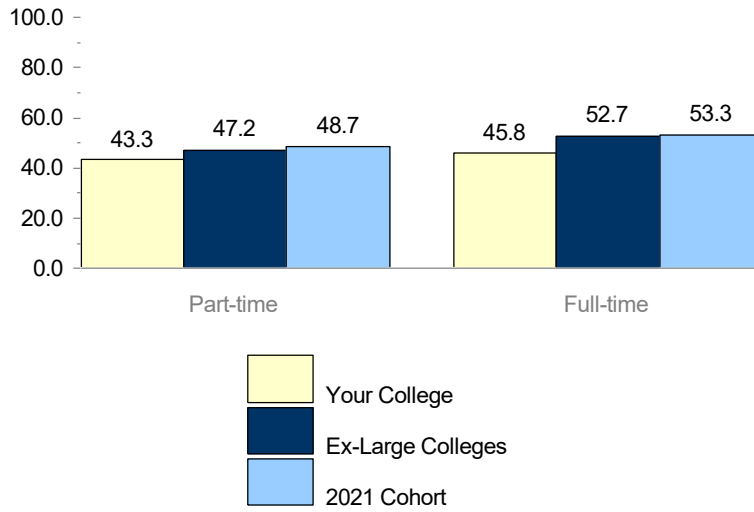
[Unweighted]

Student-Faculty Interaction (STUFAC)

| Item | Variable | Responses | Your College | | Ex-Large Colleges | | 2021 Cohort | |
|--|----------|--------------|--------------|--------------|-------------------|--------------|----------------|--------------|
| | | | Count | Percent | Count | Percent | Count | Percent |
| Item 4: In your experiences at this college during the current academic year, about how often have you done each of the following? | | | | | | | | |
| 4j. Used e-mail to communicate with an instructor [STUFAC] | EMAIL | Never | 9 | 1.7 | 466 | 2.0 | 2,598 | 2.0 |
| | | Sometimes | 112 | 20.7 | 4,701 | 20.5 | 23,726 | 18.5 |
| | | Often | 170 | 31.5 | 6,915 | 30.2 | 38,264 | 29.9 |
| | | Very often | 249 | 46.1 | 10,833 | 47.3 | 63,541 | 49.6 |
| | | Total | 540 | 100.0 | 22,915 | 100.0 | 128,129 | 100.0 |
| 4k. Discussed grades or assignments with an instructor [STUFAC] | FACGRADE | Never | 65 | 12.0 | 2,188 | 9.5 | 10,368 | 8.1 |
| | | Sometimes | 218 | 40.2 | 8,664 | 37.8 | 46,322 | 36.1 |
| | | Often | 128 | 23.6 | 6,416 | 28.0 | 37,457 | 29.2 |
| | | Very often | 131 | 24.2 | 5,662 | 24.7 | 34,173 | 26.6 |
| | | Total | 542 | 100.0 | 22,930 | 100.0 | 128,320 | 100.0 |
| 4l. Talked about career plans with an instructor or advisor [STUFAC] | FACPLANS | Never | 110 | 20.4 | 5,358 | 23.4 | 25,830 | 20.2 |
| | | Sometimes | 222 | 41.2 | 9,456 | 41.3 | 52,514 | 41.0 |
| | | Often | 111 | 20.6 | 4,760 | 20.8 | 29,110 | 22.7 |
| | | Very often | 96 | 17.8 | 3,317 | 14.5 | 20,622 | 16.1 |
| | | Total | 539 | 100.0 | 22,891 | 100.0 | 128,076 | 100.0 |
| 4m. Discussed ideas from your readings or classes with instructors outside of class [STUFAC] | FACIDEAS | Never | 274 | 50.7 | 10,058 | 44.1 | 52,952 | 41.4 |
| | | Sometimes | 174 | 32.2 | 7,838 | 34.4 | 46,345 | 36.3 |
| | | Often | 57 | 10.6 | 3,044 | 13.3 | 17,831 | 14.0 |
| | | Very often | 35 | 6.5 | 1,877 | 8.2 | 10,676 | 8.4 |
| | | Total | 540 | 100.0 | 22,817 | 100.0 | 127,804 | 100.0 |
| 4n. Received prompt feedback (written or oral) from instructors on your performance [STUFAC] | FACFEED | Never | 38 | 7.0 | 981 | 4.3 | 5,548 | 4.3 |
| | | Sometimes | 119 | 22.0 | 6,064 | 26.5 | 34,134 | 26.7 |
| | | Often | 195 | 36.0 | 8,810 | 38.5 | 49,819 | 38.9 |
| | | Very often | 189 | 34.9 | 7,028 | 30.7 | 38,577 | 30.1 |
| | | Total | 541 | 100.0 | 22,883 | 100.0 | 128,078 | 100.0 |
| 4p. Worked with instructors on activities other than coursework [STUFAC] | FACOTH | Never | 387 | 72.1 | 14,762 | 64.7 | 78,013 | 61.1 |
| | | Sometimes | 101 | 18.8 | 5,107 | 22.4 | 31,504 | 24.7 |
| | | Often | 36 | 6.7 | 1,885 | 8.3 | 11,589 | 9.1 |
| | | Very often | 13 | 2.4 | 1,048 | 4.6 | 6,479 | 5.1 |
| | | Total | 537 | 100.0 | 22,802 | 100.0 | 127,585 | 100.0 |

* The comparison group and cohort columns on this page EXCLUDE your college.

Community College Survey of Student Engagement
Florida SouthWestern State College (2021 Administration)
2021 Benchmark Bar Chart - Main Survey
Comparison Group: Extra-Large Colleges in the 2021 Cohort*
Breakout by Enrollment Status
[Unweighted]
Support for Learners (SUPPORT)



* The comparison group and cohort bars on this page INCLUDE your college.

30JUN21

Community College Survey of Student Engagement - Florida SouthWestern State College (2021 Administration)

2021 Benchmark Means Report - Main Survey

Comparison Group: Extra-Large Colleges in the 2021 Cohort*

Breakout by Enrollment Status

[Unweighted]

Support for Learners (SUPPORT)

| | | | Your College | Ex-Large Colleges | | 2021 Cohort | |
|--|-----------|----------------|--------------|-------------------|---------------|-------------|---------------|
| Item | Variable | Breakout Group | Mean | Mean | Effect Size** | Mean | Effect Size** |
| Item 9: How much does this college emphasize the following? | | | | | | | |
| 1 = Very little , 2 = Some , 3 = Quite a bit , 4 = Very much | | | | | | | |
| 9b. Providing the support you need to help you succeed at this college [SUPPORT] | ENVSUPRT | Part-time | 2.95 | 3.09 | | 3.10 | |
| | | Full-time | 3.01 | 3.16 | | 3.15 | |
| 9c. Encouraging contact among students from different economic, social, and racial or ethnic backgrounds [SUPPORT] | ENVDIVRS | Part-time | 2.58 | 2.69 | | 2.66 | |
| | | Full-time | 2.66 | 2.80 | | 2.76 | |
| 9d. Helping you cope with your non-academic responsibilities (work, family, etc.) [SUPPORT] | ENVNACAD | Part-time | 1.97 | 2.15 | | 2.16 | |
| | | Full-time | 1.91 | 2.23 | -0.30** | 2.24 | -0.31** |
| 9e. Providing the support you need to thrive socially [SUPPORT] | ENVSOCAL | Part-time | 2.11 | 2.27 | | 2.30 | |
| | | Full-time | 2.15 | 2.37 | -0.21** | 2.40 | -0.24** |
| 9f. Providing the financial support you need to afford your education [SUPPORT] | FINSUPP | Part-time | 2.42 | 2.54 | | 2.59 | |
| | | Full-time | 2.61 | 2.77 | | 2.79 | |
| Item 12.1: How often have you used the following services during the current academic year? | | | | | | | |
| 0 = Never , 1 = 1 time , 2 = 2-4 times , 3 = 5 or more times | | | | | | | |
| 12.1a. Academic advising/planning [SUPPORT] | FREQACAD | Part-time | 1.51 | 1.46 | | 1.48 | |
| | | Full-time | 1.58 | 1.72 | | 1.70 | |
| 12.1b. Career counseling [SUPPORT] | FREQCACOU | Part-time | 0.41 | 0.60 | -0.22** | 0.58 | |
| | | Full-time | 0.47 | 0.74 | -0.28** | 0.66 | -0.21** |

* The comparison group and cohort columns on this page EXCLUDE your college.

** T-test: 2-tailed

If a row contains less than 50 respondents (please see Frequency Distribution that follows), interpret the comparison results cautiously.

The 2021 3-year cohort includes data for 21 colleges that participated in 2020. This number is much lower than typical due to COVID-19.

Community College Survey of Student Engagement - Florida SouthWestern State College (2021 Administration)

2021 Benchmark Frequency Distributions - Main Survey

Comparison Group: Extra-Large Colleges in the 2021 Cohort*

Breakout by Enrollment Status: Part-time Students

[Unweighted]

Support for Learners (SUPPORT)

| Item | Variable | Responses | Your College | | Ex-Large Colleges | | 2021 Cohort | |
|--|-----------|-----------------|--------------|--------------|-------------------|--------------|---------------|--------------|
| | | | Count | Percent | Count | Percent | Count | Percent |
| Item 9: How much does this college emphasize the following? | | | | | | | | |
| 9b. Providing the support you need to help you succeed at this college [SUPPORT] | ENVSUPRT | Very little | 10 | 3.9 | 723 | 4.7 | 2,992 | 4.6 |
| | | Some | 71 | 27.4 | 3,039 | 19.9 | 12,738 | 19.4 |
| | | Quite a bit | 101 | 39.0 | 5,666 | 37.2 | 24,758 | 37.7 |
| | | Very much | 77 | 29.7 | 5,808 | 38.1 | 25,166 | 38.3 |
| | | Total | 259 | 100.0 | 15,236 | 100.0 | 65,654 | 100.0 |
| 9c. Encouraging contact among students from different economic, social, and racial or ethnic backgrounds [SUPPORT] | ENVDIVRS | Very little | 41 | 16.1 | 2,342 | 15.4 | 10,351 | 15.8 |
| | | Some | 82 | 32.2 | 4,210 | 27.7 | 18,539 | 28.3 |
| | | Quite a bit | 76 | 29.8 | 4,537 | 29.8 | 19,570 | 29.9 |
| | | Very much | 56 | 22.0 | 4,125 | 27.1 | 17,040 | 26.0 |
| | | Total | 255 | 100.0 | 15,214 | 100.0 | 65,500 | 100.0 |
| 9d. Helping you cope with your non-academic responsibilities (work, family, etc.) [SUPPORT] | ENVNACAD | Very little | 110 | 43.0 | 5,043 | 33.2 | 21,478 | 32.8 |
| | | Some | 71 | 27.7 | 4,932 | 32.5 | 21,355 | 32.6 |
| | | Quite a bit | 48 | 18.8 | 3,101 | 20.4 | 13,349 | 20.4 |
| | | Very much | 27 | 10.5 | 2,114 | 13.9 | 9,267 | 14.2 |
| | | Total | 256 | 100.0 | 15,190 | 100.0 | 65,449 | 100.0 |
| 9e. Providing the support you need to thrive socially [SUPPORT] | ENVSOCAL | Very little | 82 | 32.4 | 4,061 | 26.7 | 16,641 | 25.4 |
| | | Some | 91 | 36.0 | 5,328 | 35.1 | 23,075 | 35.3 |
| | | Quite a bit | 49 | 19.4 | 3,440 | 22.6 | 15,311 | 23.4 |
| | | Very much | 31 | 12.3 | 2,366 | 15.6 | 10,403 | 15.9 |
| | | Total | 253 | 100.0 | 15,195 | 100.0 | 65,430 | 100.0 |
| 9f. Providing the financial support you need to afford your education [SUPPORT] | FINSUPP | Very little | 58 | 22.8 | 3,310 | 21.8 | 13,447 | 20.6 |
| | | Some | 81 | 31.9 | 4,231 | 27.9 | 17,573 | 26.9 |
| | | Quite a bit | 65 | 25.6 | 3,729 | 24.6 | 16,758 | 25.6 |
| | | Very much | 50 | 19.7 | 3,912 | 25.8 | 17,618 | 26.9 |
| | | Total | 254 | 100.0 | 15,182 | 100.0 | 65,396 | 100.0 |
| Item 12.1: How often have you used the following services during the current academic year? | | | | | | | | |
| 12.1a. Academic advising/planning [SUPPORT] | FREQCACAD | Never | 33 | 12.8 | 3,088 | 21.0 | 13,131 | 20.6 |
| | | 1 time | 82 | 31.9 | 3,687 | 25.1 | 15,211 | 23.9 |
| | | 2-4 times | 119 | 46.3 | 6,029 | 41.1 | 26,595 | 41.8 |
| | | 5 or more times | 23 | 8.9 | 1,881 | 12.8 | 8,698 | 13.7 |
| | | Total | 257 | 100.0 | 14,685 | 100.0 | 63,635 | 100.0 |
| 12.1b. Career counseling [SUPPORT] | FREQCACOU | Never | 184 | 72.4 | 9,210 | 63.0 | 41,077 | 64.7 |
| | | 1 time | 40 | 15.7 | 2,583 | 17.7 | 10,501 | 16.5 |
| | | 2-4 times | 25 | 9.8 | 2,262 | 15.5 | 9,441 | 14.9 |
| | | 5 or more times | 5 | 2.0 | 574 | 3.9 | 2,446 | 3.9 |
| | | Total | 254 | 100.0 | 14,629 | 100.0 | 63,465 | 100.0 |

* The comparison group and cohort columns on this page EXCLUDE your college.

Community College Survey of Student Engagement - Florida SouthWestern State College (2021 Administration)

2021 Benchmark Frequency Distributions - Main Survey

Comparison Group: Extra-Large Colleges in the 2021 Cohort*

Breakout by Enrollment Status: Full-time Students

[Unweighted]

Support for Learners (SUPPORT)

| Item | Variable | Responses | Your College | | Ex-Large Colleges | | 2021 Cohort | |
|--|-----------|-----------------|--------------|--------------|-------------------|--------------|----------------|--------------|
| | | | Count | Percent | Count | Percent | Count | Percent |
| Item 9: How much does this college emphasize the following? | | | | | | | | |
| 9b. Providing the support you need to help you succeed at this college [SUPPORT] | ENVSUPRT | Very little | 34 | 6.3 | 905 | 4.1 | 5,090 | 4.1 |
| | | Some | 123 | 22.8 | 3,896 | 17.7 | 22,654 | 18.2 |
| | | Quite a bit | 184 | 34.1 | 7,958 | 36.1 | 45,809 | 36.8 |
| | | Very much | 198 | 36.7 | 9,256 | 42.0 | 50,898 | 40.9 |
| | | Total | 539 | 100.0 | 22,015 | 100.0 | 124,451 | 100.0 |
| 9c. Encouraging contact among students from different economic, social, and racial or ethnic backgrounds [SUPPORT] | ENVDIVRS | Very little | 91 | 16.9 | 2,852 | 13.0 | 16,626 | 13.4 |
| | | Some | 151 | 28.1 | 5,644 | 25.7 | 33,206 | 26.7 |
| | | Quite a bit | 143 | 26.6 | 6,601 | 30.0 | 38,127 | 30.7 |
| | | Very much | 152 | 28.3 | 6,878 | 31.3 | 36,285 | 29.2 |
| | | Total | 537 | 100.0 | 21,975 | 100.0 | 124,244 | 100.0 |
| 9d. Helping you cope with your non-academic responsibilities (work, family, etc.) [SUPPORT] | ENVNACAD | Very little | 228 | 42.8 | 6,717 | 30.6 | 36,951 | 29.7 |
| | | Some | 180 | 33.8 | 7,025 | 32.0 | 40,887 | 32.9 |
| | | Quite a bit | 69 | 12.9 | 4,594 | 20.9 | 26,667 | 21.5 |
| | | Very much | 56 | 10.5 | 3,623 | 16.5 | 19,760 | 15.9 |
| | | Total | 533 | 100.0 | 21,959 | 100.0 | 124,265 | 100.0 |
| 9e. Providing the support you need to thrive socially [SUPPORT] | ENVSOCAL | Very little | 164 | 30.6 | 5,146 | 23.4 | 27,284 | 22.0 |
| | | Some | 192 | 35.8 | 7,524 | 34.3 | 43,049 | 34.7 |
| | | Quite a bit | 115 | 21.5 | 5,227 | 23.8 | 31,060 | 25.0 |
| | | Very much | 65 | 12.1 | 4,059 | 18.5 | 22,818 | 18.4 |
| | | Total | 536 | 100.0 | 21,956 | 100.0 | 124,211 | 100.0 |
| 9f. Providing the financial support you need to afford your education [SUPPORT] | FINSUPP | Very little | 105 | 19.6 | 3,646 | 16.6 | 18,216 | 14.7 |
| | | Some | 141 | 26.3 | 5,157 | 23.5 | 30,401 | 24.5 |
| | | Quite a bit | 151 | 28.1 | 5,778 | 26.3 | 34,498 | 27.8 |
| | | Very much | 140 | 26.1 | 7,389 | 33.6 | 41,173 | 33.1 |
| | | Total | 537 | 100.0 | 21,970 | 100.0 | 124,288 | 100.0 |
| Item 12.1: How often have you used the following services during the current academic year? | | | | | | | | |
| 12.1a. Academic advising/planning [SUPPORT] | FREQCACAD | Never | 80 | 15.0 | 2,650 | 12.4 | 16,482 | 13.6 |
| | | 1 time | 135 | 25.2 | 4,637 | 21.7 | 24,918 | 20.6 |
| | | 2-4 times | 251 | 46.9 | 10,182 | 47.7 | 58,482 | 48.2 |
| | | 5 or more times | 69 | 12.9 | 3,891 | 18.2 | 21,341 | 17.6 |
| | | Total | 535 | 100.0 | 21,360 | 100.0 | 121,223 | 100.0 |
| 12.1b. Career counseling [SUPPORT] | FREQCACOU | Never | 376 | 70.8 | 12,033 | 56.5 | 73,407 | 60.7 |
| | | 1 time | 76 | 14.3 | 3,943 | 18.5 | 20,689 | 17.1 |
| | | 2-4 times | 62 | 11.7 | 4,064 | 19.1 | 20,794 | 17.2 |
| | | 5 or more times | 17 | 3.2 | 1,267 | 5.9 | 6,018 | 5.0 |
| | | Total | 531 | 100.0 | 21,307 | 100.0 | 120,908 | 100.0 |

* The comparison group and cohort columns on this page EXCLUDE your college.